



eyebrows

CHECKLIST

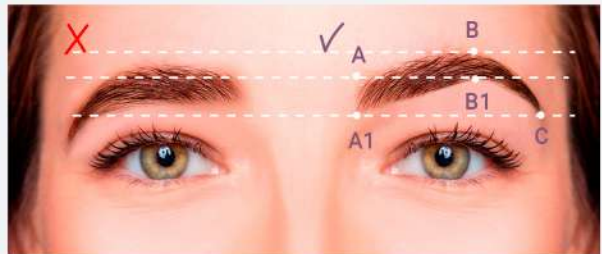
Valeria
MICROPIGMENTATION

EYEBROWS CHECKLIST procedure quality guideline

1. From head to tail, the eyebrow goes to constriction. Width A-A1 is equal to B-B1 or no more than 1-3 mm.



2. Point B is not lower than point A. Point C is not lower than point A1. The eyebrow body has an upward or horizontal direction.



3. The lines are straight.



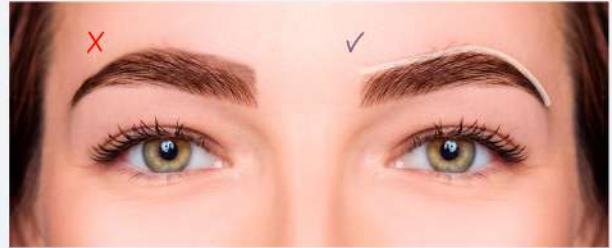
4. The eyebrow body formed by points A-A1-B-B1 - is the widest and longest part of the eyebrow.



5. Point B and B1 are on the same vertical axis.



6. Eyebrows are not extended more than 3 mm above or below natural hair line growth.



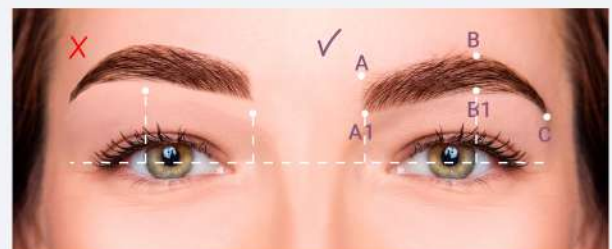
7. The shape of the eyebrow head has an angle from 60° to 90°. A round and square shape is acceptable if the perimeter transparently painted around.



8. The eyebrow is located on superciliary arch (the superciliary arch is the most prominent part of the forehead).



9. Eyebrows on the right and left are symmetrical about the horizon. Permissible variation – 2 mm



10. Eyebrows on the left and right side are symmetrical about the central vertical axis. Permissible variation - 1 mm.



11. The edges of the head and the outline of the body and tail of the eyebrow should be transparently painted 1-1.5 mm.



* transparently painted - if the skin is translucent by 30-60%

** dense paint - the skin does not shine through at all

12. The outline is missing. The middle of the eyebrow is not paler than the outer part of the eyebrow.



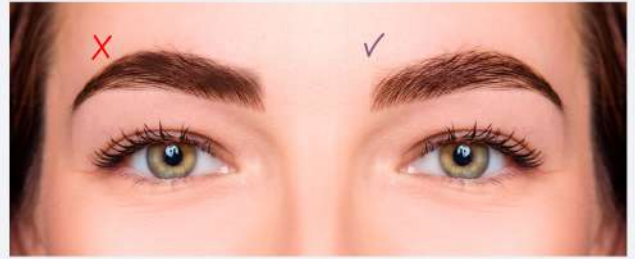
13. There is a dense color in the middle of the body and tail - the skin is not translucent.



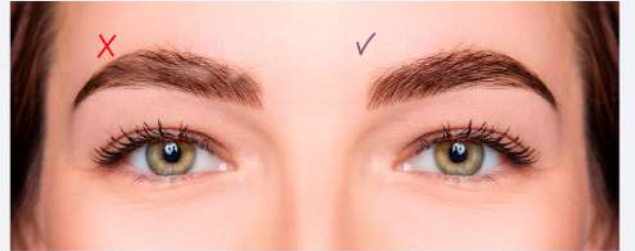
14. The left and right eyebrows are mirrored.



15. No stains.

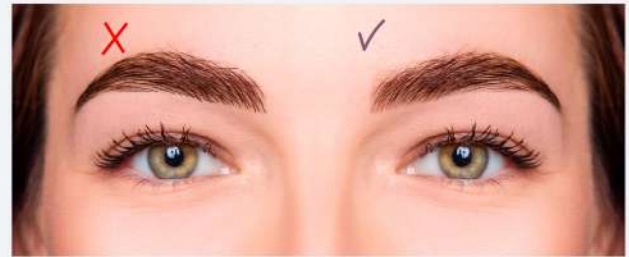


16. There are no empty spots or voids.



Hairstrokes / microblading

1. A hairstroke is a stroke, imitation of a hair. The beginning and end of the hairstroke is thinner than the body of the hairstroke.



2. The hairline is even, without small waves.



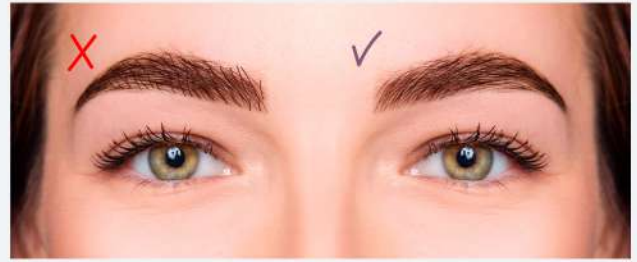
3. All hairstrokes are the same color.



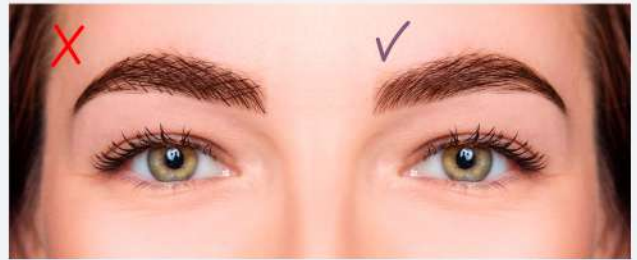
4. There are no highlights or gaps.



5. The hairstrokes are straight or have a slight soft curve. Radius from 0° to 10° .



6. Drawn hairstrokes do not contradict natural hairs, do not create lattice (a lattice is when a drawn hairstrokes crosses a natural hair at an angle of 75° - 90°).



7. The hairstrokes circuit is symmetrical on the left and right sides by 70-80%.



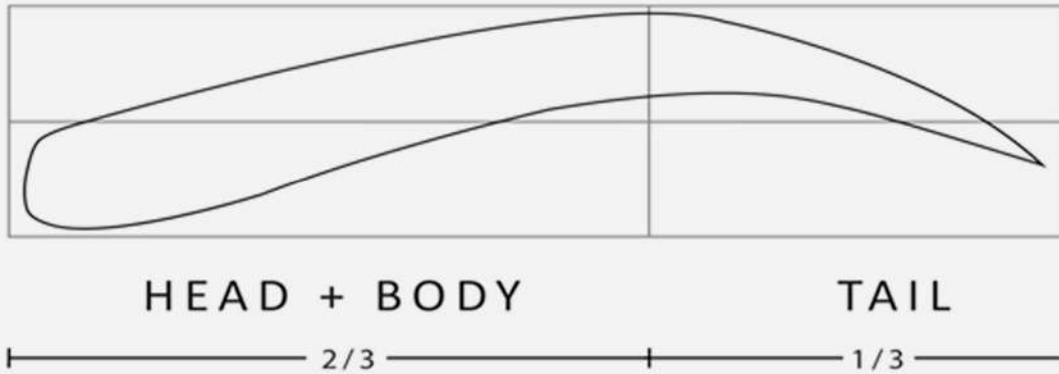
EYEBROW ANATOMY

The Eyebrow is made up of three sections: the Head, the Body and the Tail.

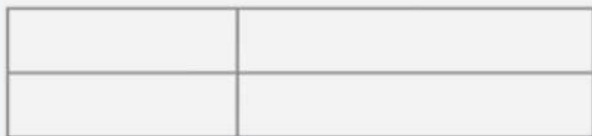
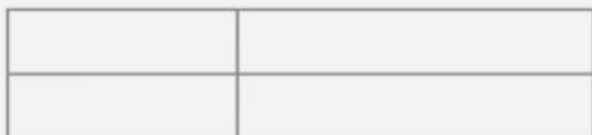
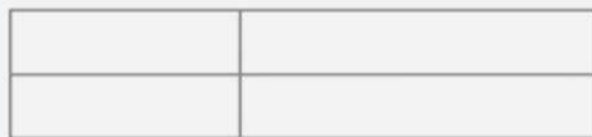
These three sections are divided into thirds.


The first two thirds make up the Head and Body.

The final third consists of the Tail.

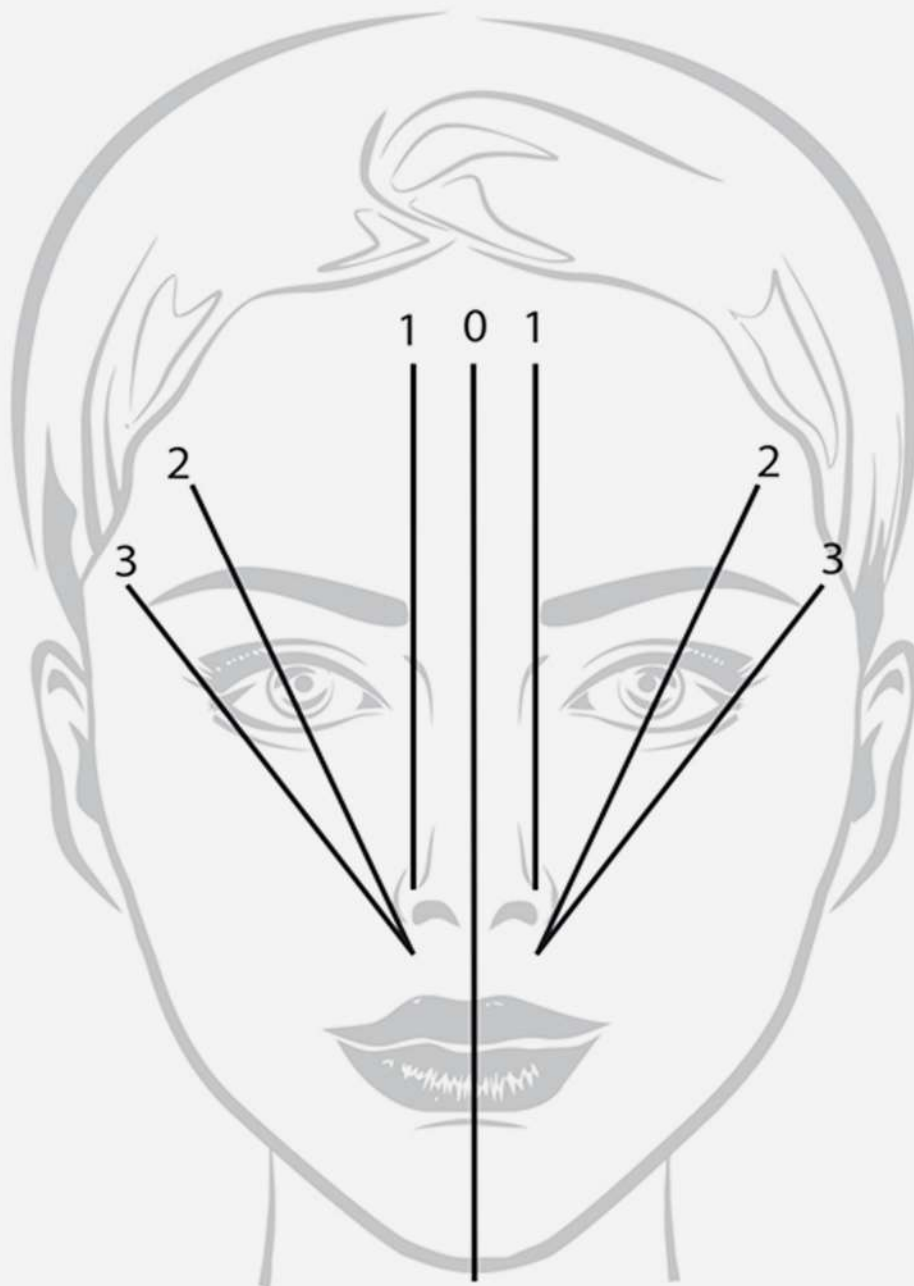


Using the blocks provided below, draw your own eyebrows.
The left block for the left eyebrow and the right block for the right eyebrow.





THE FIRST STEPS OF MEASURING



1. The Center of the Face

Determining the center of the face is essential to achieve perfect symmetry.

2. The Head of the Eyebrow (the starting point)

This is measured through the piercing point, measured vertically upwards.

3. The Arch of the Eyebrow (the highest point)

This is measured from the outer part of the nose up and through the outer corner of the iris (colour of the eye).

4. The Tail of the Eyebrow (the ending point)

This is measured from the outer part of the nose up and through the outer corner of the eye.

Using the example in the first picture, measure and draw your own eyebrows on the remaining faces.

